

RED LINE® EXTINGUISHER MOUNTING DEVICES

Data/Specifications



GENERAL

These wall hangers and brackets offer varying amounts of restraint and support for ANSUL cartridge operated extinguishers. This makes them valuable for the following reasons:

Location and Compliance – A hanger or bracket establishes a proper location for the extinguisher; there is less tendency to move it out of the way. Certain regulatory agencies, such as OSHA, require that extinguishers be mounted at certain locations and specified heights from the floor.

Accessibility – Extinguishers are more visible and more accessible when raised from the floor by a mounting device.

Protection – Extinguishers which are allowed to sit on the floor (or ground) are more likely to be bumped by mobile equipment, knocked over by pedestrian traffic, and subjected to rust damage at the base. They are also a greater danger to pedestrian traffic than properly mounted extinguishers.

WALL HANGERS

Application

These devices are attached to walls or other stationary, vertical surfaces, for indoor vertical mounting of ANSUL cartridge operated hand portable fire extinguishers. See the Performance Section for mounting condition requirements.

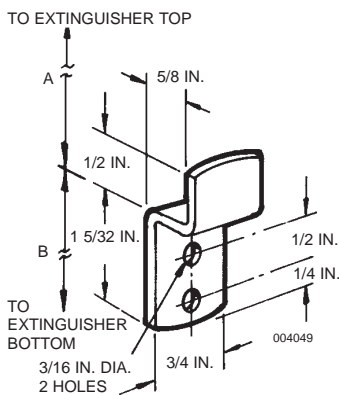
Description

Wall hangers are made of steel and are either cadmium plated or zinc plated. Each ANSUL cartridge operated extinguisher has a slot which mates with the wall hanger for quick and easy extinguisher hanging or removal. See the figure for dimensions.

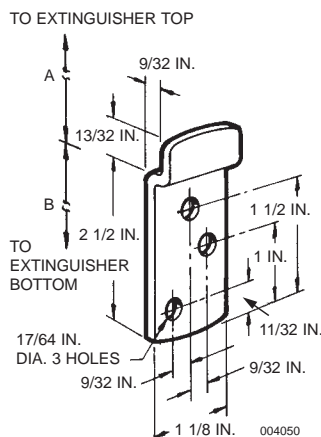
Performance

The hanger is designed for use in protected areas where physical abuse of extinguisher and hanger is not anticipated. A stationary, non-vibrating, vertical mounting surface and adequate mounting hardware are required. Hangers are to be used only for upright extinguisher mounting.

Model	A – Approx. (inches)	B – Approx. (inches)
5	6 1/4	13 1/4
10	2 1/2	14
20	3	17 1/4
30	3 1/2	19 1/2



Model 5 Hanger, Part No. 2128



Model 10, 20, 30 Hanger, Part No. 3651

Ordering Information

One hanger is included with each cartridge operated extinguisher. Additional hangers may be ordered by the part number indicated on the figure.

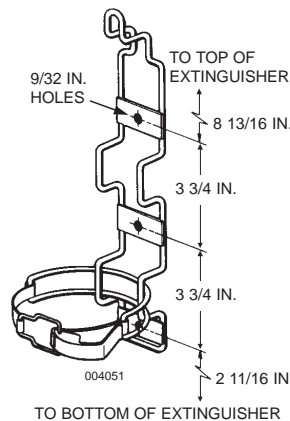
MULTI-PURPOSE BRACKETS

Applications

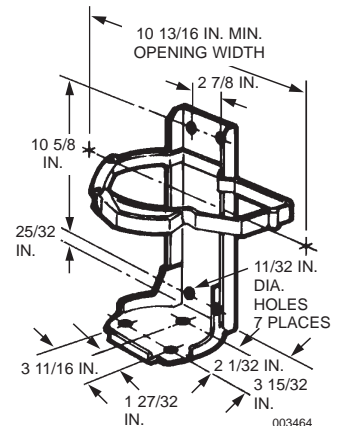
Typical applications include mounting in cabs and compartments of over-the-road light trucks and automobiles and off-shore oil platforms, sea-going vessels. These brackets are most useful where vertical mounting of the extinguisher is not possible, and where the extinguisher must be restrained. Not for high stress or external vehicle applications. See Performance Section for further information.

Description

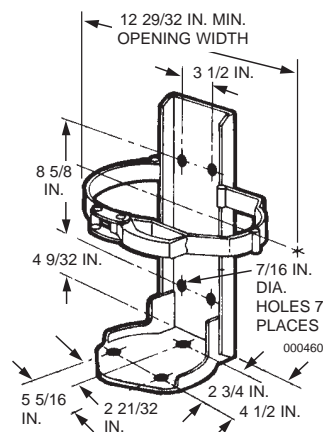
These are welded brackets, constructed of heavy gauge steel. The finish is red corrosion resistant baked-on powder paint. The overcenter toggle action of the clamp arm employs the closing tension to lock the arm tightly around the extinguisher while still providing quick and easy access. Resilient pads grip and support the extinguisher, minimizing movement regardless of the bracket mounting position. Holes are provided for mounting the bracket by the back plate or by the base.



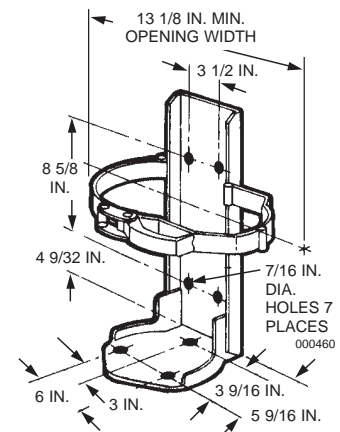
Model 5 Bracket, Part No. 7077



Model 10 Bracket, Part No. 14228



Model 20 Bracket, Part No. 14091



Model 30 Bracket, Part No. 14098

MULTI-PURPOSE BRACKETS

Performance

Brackets may be mounted in a vertical, horizontal, or sloping position on any sufficiently strong, stationary, supporting surface, or within suitable vehicle compartments. However, for external vehicle and high-stress requirements, the heavy duty/vehicle bracket is recommended.

Ordering Information

Brackets are available for each ANSUL cartridge operated hand portable extinguisher. Refer to the figures for the proper part number.

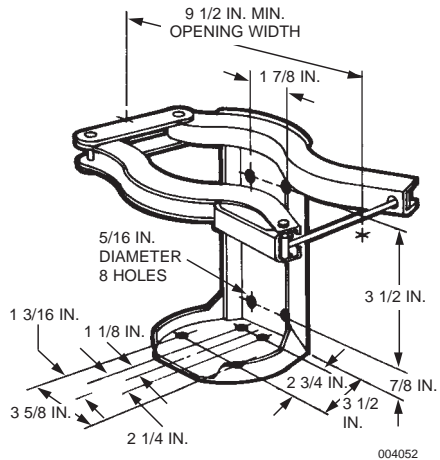
HEAVY DUTY/VEHICLE BRACKETS

Application

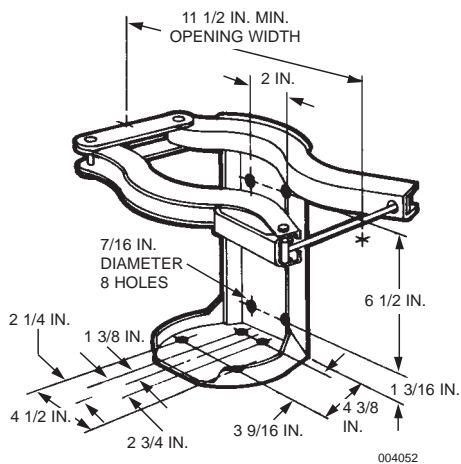
The heavy duty/vehicle brackets have been created to provide reliable service in the more rugged applications such as all external mounts on vehicles and all mounts on larger equipment, both over-the-road and off-road. See the Performance Section for further information.

Description

The brackets are constructed of heavy gauge steel, welded, and painted with ANSUL's red corrosion resistant baked-on powder paint. Tough resilient pads are firmly attached to the clamp arm and the bracket base to provide two points of restraint for outstanding extinguisher security. The toggle action clamp arm is adjustable so that the best fit may be maintained throughout the bracket's long life. As with all ANSUL brackets, the extinguisher may be removed or replaced in the bracket quickly and easily. Holes are provided for mounting the bracket by the back plate or by the base.

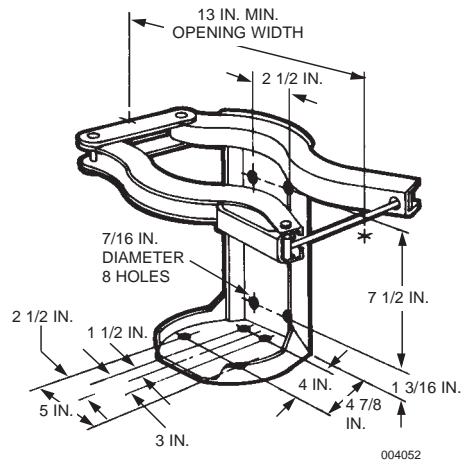


Model 10 Bracket, Part No. 30886



Model 20 Bracket, Part No. 30759

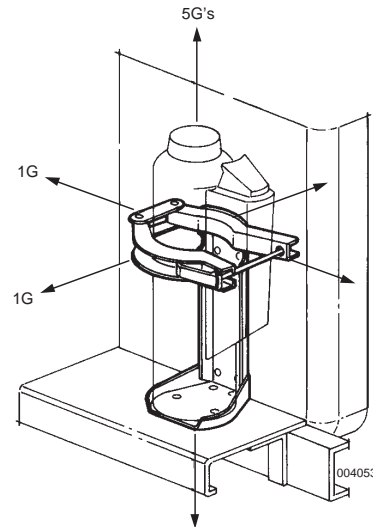
ANSUL and REDLINE are registered trademarks of Ansul Incorporated or its affiliates.



Model 30 Bracket, Part No. 30889

Performance

The heavy duty/vehicle bracket has successfully withstood vibration tests at forces which equal those indicated by vehicle manufacturers as the maximum they anticipate. These forces are 5 g's parallel to the length of the bracket back and 1 g in the planes perpendicular to that, as shown in the following figure. The bracket may be mounted in many different orientations on a flat supporting surface that is vertical, horizontal, or slanting.



Ordering Information

Brackets are available for ANSUL Model 10, 20, and 30 cartridge operated extinguishers. Refer to the figures for the proper part numbers. For model 5 extinguishers, the multipurpose bracket may be employed in almost every application encountered.