

MONARCH™



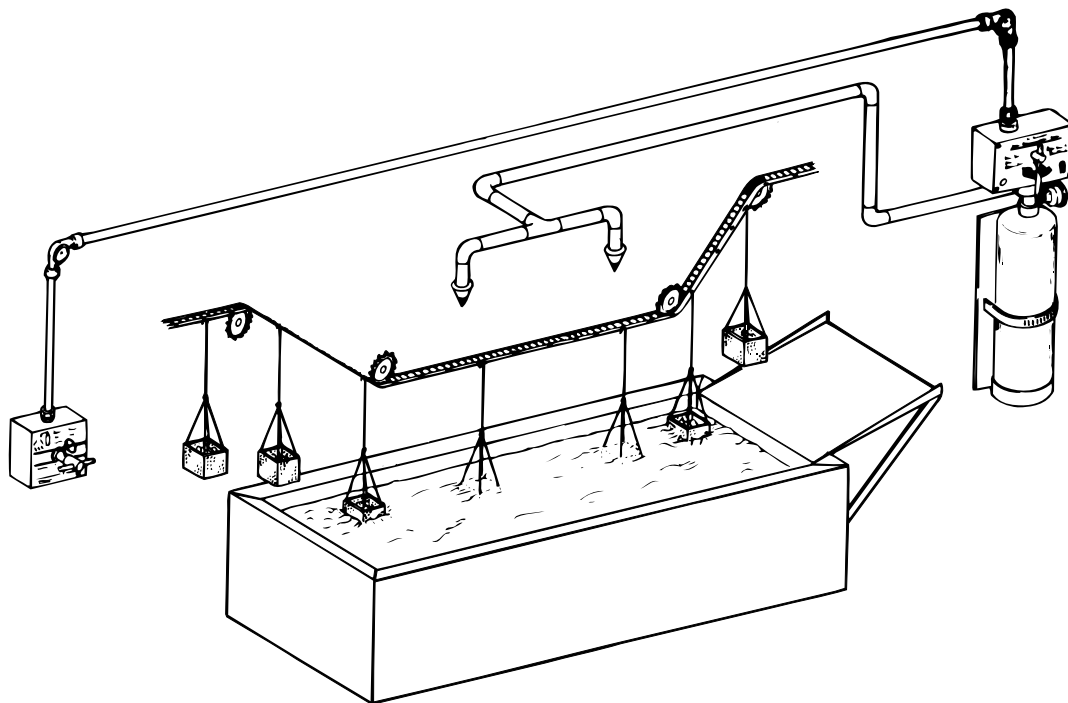
PCI-15ABC • PCI-17ABC

PCI-25sBC • PCI-25sABC • PCI-35ABC

PCI-50sBC • PCI-50sABC • PCI-70ABC

INDUSTRIAL FIRE EXTINGUISHING SYSTEM

OWNER'S MANUAL



006260PC



(800) 526-1079 toll free
(715) 732-3465 phone
(877) 329-7976 fax

One Stanton Street
Marinette, WI 54143-2542

UL EX3437
Nov. 2001
P/N550905(1)

CONGRATULATIONS:

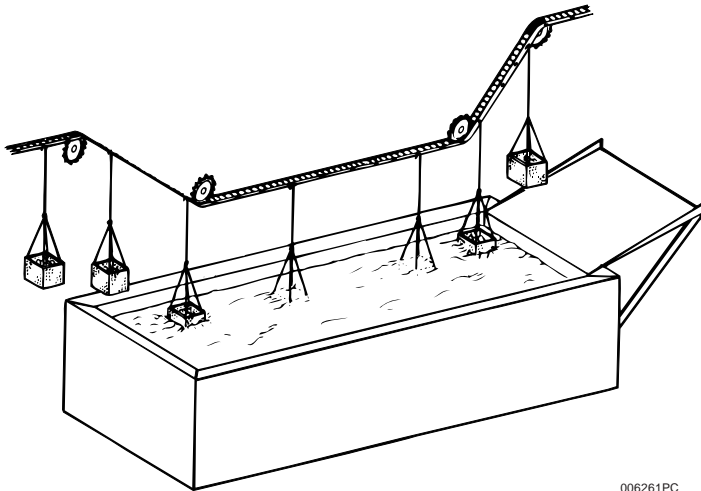
You have purchased a fire extinguishing system designed and produced by the premier manufacturer of extinguishants over the past 30 years. However, to guarantee the maximum effectiveness of your new Pyro-Chem PCI Series fire extinguishing system, you, as the owner/manager, must become familiar with your new equipment. For this purpose, we are pleased to provide you with this owner's manual which will contain the following information:

APPLICATION IN CASE OF FIRE MAINTENANCE MANAGEMENT RESPONSIBILITY

APPLICATION

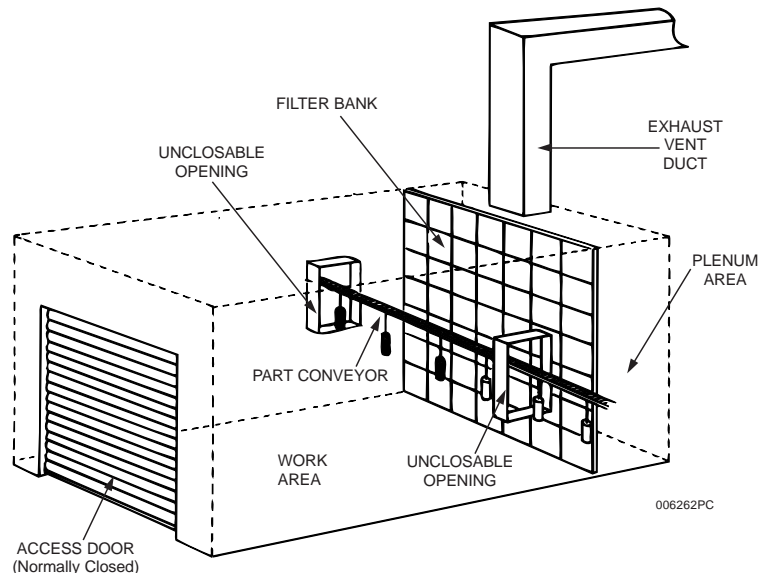
The Pyro-Chem PCI Series System is a pre-engineered industrial fire extinguishing system, tested and listed by Underwriters Laboratories, Inc. under EX3437. Your authorized Pyro-Chem installer will install your system within the UL Listed design parameters. The following hazard areas of your industrial equipment should be considered for system protection:

1. Tanks & containers containing flammable liquids.
2. Solid combustible materials.
3. Electrical equipment.
4. Spray areas.
5. Plenum areas in booths.
6. Exhaust vent ducts in booths.



006261PC

DIP TANK



006262PC

SPRAY BOOTH

IN CASE OF FIRE

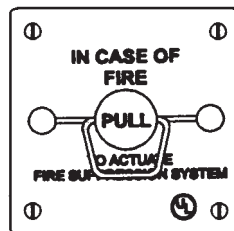
Fires can potentially start anywhere in the hazard area; in case of fire, it is important that you fully understand the operation of your fire suppression system.

FIRST: Evacuate all personnel and customers from the fire area.

SECOND: If your fire control system has not already automatically activated, you may have to activate it manually by pulling the handle on the manual pull station, or by twisting the handle in the direction of the arrow on the head assembly located at the top of the system storage tank.

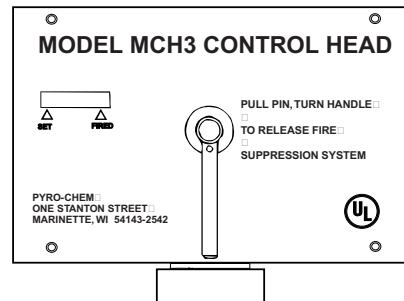
THIRD: Call your local Fire Department.

LASTLY: Personnel trained in the proper operation of hand portable extinguishers may stand by if means of easy exit are available.



002852aPC

Pull Station



004790PC

Cylinder Control Head

When the fire has been extinguished, call your local authorized Pyro-Chem distributor to recharge the system, after determining the cause of fire. Under no circumstances should production operations be attempted before qualified personnel re-instate the integrity of your fire suppression system.

MAINTENANCE

The Pyro-Chem PCI Series Systems are sophisticated fire systems involving intricate mechanical components. To ensure the proper operation of the system, regular inspection and maintenance must be performed by an authorized, trained Pyro-Chem distributor on a semi-annual basis, or after any system discharge due to either a fire or by accident.

This system is made up of parts listed by Underwriters Laboratories Inc. with limitations contained in the detailed installation manual. The authorized distributor must be consulted after the system is discharged or whenever changes are planned for the system and/or area of protection.

In addition to the regularly scheduled maintenance, as an owner you may assist in assuring system integrity by:

1. Visually inspecting the head assembly pressure gauge to make sure the system pressure is within proper operating range.
2. Visually inspecting the detection system to make sure that the detractors are operational.
3. Inspecting all nozzles, keeping them free from dirt and assuring that all covers are in place.
4. Determining that easy access to the manual pull station or the system storage tank can be made for manual activation.
5. Assuring that good housekeeping practices have been maintained to eliminate potential fire hazards.

At this time, it is also good practice to visually inspect all hand portable fire extinguishers to verify good working condition.

MANAGEMENT RESPONSIBILITY

It makes good business sense for the owner/manager to take an interest in the following areas of his business operation to ensure the best possible fire protection for his area of hazard:

1. Arrange for proper inspection and maintenance of the fire control system as well as hand portables.
2. Eliminate all potentially combustible materials and arrange for proper storage of the same.
3. Arrange for upgrading of the fire extinguishing system if equipment is added or revised and provide protection for changes made to the existing system.
4. Arrange for a continuing education program in the industrial fire extinguishing system operation as new employees are added to the staff and arrange for proper maintenance of the system equipment, including periodic cleaning, inspection and replacement when necessary; as well as ensuring that blowers, fans, etc. shut off whenever the system is actuated, (if required).

Remember, there truly exists a potential fire hazard within the hazard area of an industrial operation. Many businesses that have had fires never re-open for business, and many suffer severe financial loss due to lack of business continuity. Your Pyro-Chem industrial fire extinguishing system is a mechanical device and, as such, requires periodic service by your distributor's qualified and trained personnel.

This owner's manual is not intended to serve as instructions for installation or service of the Pyro-Chem PCI Series, but rather to inform purchasers of this equipment as to their responsibilities in the proper usage and maintenance of this system. A copy of the detailed manual outlining Underwriters Laboratories Listing of the Pyro-Chem system is available upon request directly from UL or Pyro-Chem.

WARNING

THIS SYSTEM IS TO BE INSTALLED BY PYRO-CHEM TRAINED DISTRIBUTOR IN ACCORDANCE WITH UNDERWRITERS LABORATORY LISTING #92G0. REFER TO INSTALLATION MANUAL UL EX3437.

DATE _____

INSTALLER:

Name _____

Street _____

City _____ State _____ Zip _____

CUSTOMER:

Name _____

Street _____

City _____ State _____ Zip _____

Application: Spray booth _____ Room _____ Hazardous storage shed _____

Liquid tank _____ Other _____

Type of Coverage: Total Flooding _____ Local Application Overhead _____

Local Application Tankside _____ Screening _____

System: PCI-15ABC _____ PCI-17ABC _____ PCI-25sBC _____ PCI-25sABC _____

PCI-35ABC _____ PCI-50sBC _____ PCI-50sABC _____ PCI-70ABC _____

PAC-10 _____

Control: Mechanical _____ Electrical _____ Location _____

Manual Actuation: Location _____

Remote Pull Station _____ Locations _____

Detection: Mechanical fusible links _____ Electrical Thermal _____ Temp. _____

Fan shut down Interlock _____

Special Equipment: _____

I acknowledge receipt of this owner's manual, and agree with the equipment list and system above. I also agree to maintain and service this system as required by the Installation and Maintenance Manual, and all local codes that apply.

CUSTOMER

DATE